



Inline Folder/Feeder FF100

Saves the cost of off-line folding

The Inline Folder/Feeder eliminates the cost of a separate folding operation for covers and the double handling it requires. It automatically scores and folds covers and places them on the saddle-chain in the direction of chain travel. ■ The unit can be used with Sheridan, Macey, Harris Graphics and most other standard makes of inserter-stitcher-trimmers. The Model FF100 will produce folded covers from 3½ x 3½" (89 x 89 mm) to 19 x 12" (483 x 305 mm). This permits two-up production of formats up to 6 x 9" (152 x 229 mm) vertical and up to 9 x 12" (229 x 305 mm) oblong. ■ When used for two-up work or a backbone length over 12" (305 mm), the rated speed is 8,000 cycles per hour. For backbone lengths 12" (305 mm) and under, it can operate at up to 15,000 cycles per hour.




FF100 FOLDER/FEEDER PRODUCTION ADVANTAGES



Folder/Feeder is positioned over the saddle-chain between the last hopper and the inspector unit. Shown here on a Harris Pacesetter, the unit can also be used with Macey and Sheridan inserter-stitcher-trimmers.



Top loading/bottom-feeding hopper with air blast separation and positive acting suckers smoothly conveys stock to grippers. Hopper set-up is simply done with finger-tip adjustments for changes in stock size.



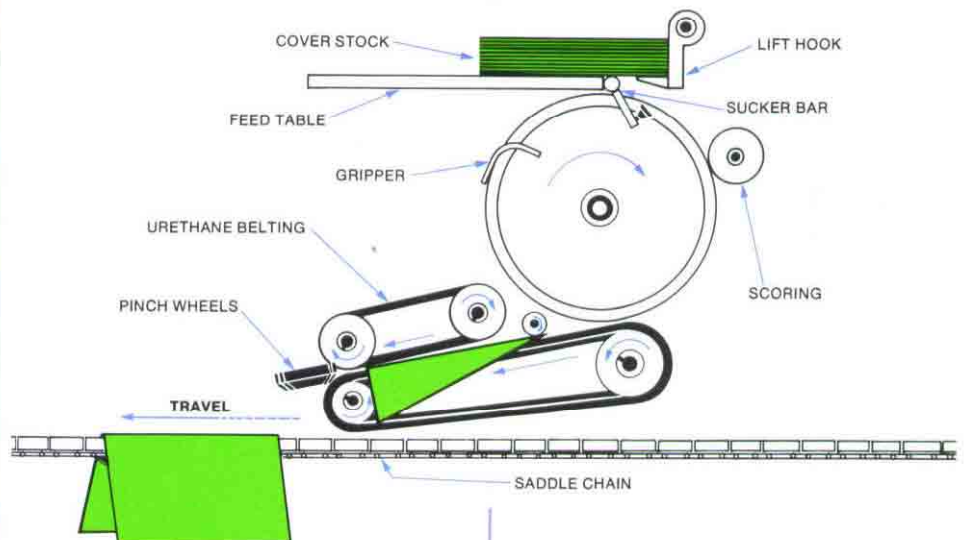
Scoring unit can be set for inside or outside surface score, whichever gives the smoothest, sharpest fold on a particular stock. Changeover from one type of score to the other can be done in just a few minutes.



Adjustable forming rollers finish and sharpen the fold formed by the male and female conveyor belts. Fold quality and accuracy is excellent.



Folded cover is placed on the saddle-chain in the direction of signature flow, one of the reasons the unit can operate at the top-rated speed of the saddle-gatherer/trimmer.



Specifications:

(subject to change without notice)

COVER SIZE

Maximum
unfolded . . .
19 x 24" (483 x 610 mm)

Maximum
folded . . .
19 x 12" (483 x 305 mm)

Minimum
unfolded . . .
3½ x 7" (89 x 180 mm)

Minimum
folded . . .
3½ x 3½" (89 x 89 mm)

SPEED (Cycles per hour)

12" (305 mm) backbone and under . . . 15,000
maximum

Over 12" (305 mm) backbone . . . 8,000
maximum

Production speed depends on size, thickness, and kind and condition of stock and other operating conditions.

SCORING

Male/Female interchangeable.

DRIVE

Driven by inserter drive shaft.